




City of Hereford

Municipal Budget

Fiscal Year October 1, 2020 - September 30, 2021



front entrance facing west




front entrance ceiling



civic center director's office




HEDC director's office




light fixtures in main corridor




main corridor




kitchen




banquet room




banquet room




men's restroom




ballroom




front of the civic center at night




east side of building




ballroom



courtyard



south side parking lot



women's restroom



ballroom



*Tom Simons, Mayor
Serving the City since 2015*



*Cathy Bunch, Mayor Pro Tem
Serving the City since 2009*



*Jose A. Garza, Place One
Serving the City since 2009*



*Angie Alonzo, Place Two
Serving the City since 1998*



*Clint Savoini, Place Three
Serving the City since 2019*



*Linda Cumpton, Place Four
Serving the City since 2014*



*Rocky Bhakta, Place Six
Serving the City since 2017*

CITY OF HEREFORD, TEXAS

GENERAL BUDGET

October 1, 2020 - September 30, 2021

TOM SIMONS, MAYOR

COMMISSIONERS

JOSE GARZA

ANGIE ALONZO

CLINT SAVOINI

LINDA CUMPTON

CATHY BUNCH

ROCKY BHAKTA

STEVE BARTELS, INTERIM CITY MANAGER

SUZANNE FINCH, CITY SECRETARY

TABLE OF CONTENTS

Budget Ordinance

Taxes:

Tax Levies, Collections & Analysis	1
Bonded Indebtedness & Tax Bonds	2

Revenue & Expense Summary - All Funds	3
--	----------

General Fund Departmental Detail

Administration	8
Building & Zoning	11
Food Safety	14
Municipal Court	17
Fire	20
Health	23
Park	26
Aquatic Center	29
Golf Course	32
Police	35
Animal Control	38
Street	41
Airport	44
Non-Departmental	47

Water & Sewer Fund Departmental Detail

Finance	49
Utility Maintenance	52
Water Production	55
Wastewater Treatment	58
Non-Departmental	61

H.E.D.C. Fund Detail

H.E.D.C.	63
----------	----

Personnel Schedule	67
---------------------------	-----------

ORDINANCE NO. 09.21.20D

AN ORDINANCE OF THE CITY OF HEREFORD, TEXAS APPROVING THE BUDGET AND MAKING APPROPRIATION FOR SUPPORT OF THE CITY GOVERNMENT AND APPROVING THE BUDGET FOR THE HEREFORD ECONOMIC DEVELOPMENT CORPORATION FOR THE FISCAL YEAR BEGINNING OCTOBER 1, 2020, AND ENDING SEPTEMBER 30, 2021

WHEREAS, the Interim City Manager has prepared and submitted to the City Commission, a budget estimate of the expenditures and revenues of all City Departments, divisions, and offices for the fiscal year beginning October 1, 2020, and ending September 30, 2021, which has been considered and reviewed by the City Commission and should be approved; and

WHEREAS, after due publication of notice as provided by the City Charter and by law, a public hearing regarding the budget was held on September 21st, 2020.

NOW, THEREFORE, BE IT ORDAINED BY THE CITY COMMISSION OF THE CITY OF HEREFORD, TEXAS:

1. That the budget prepared and submitted by the Interim City Manager to the City Commission for the fiscal year beginning October 1, 2020 and ending September 30, 2021 is approved.
2. That the sum of \$11,019,340.00 is hereby appropriated out of the General Fund for payment of operating expenses and capital expenditures of the City of Hereford, Texas, as set forth in detail in the budget.
3. That the sum of \$6,454,851.00 is hereby appropriated out of the Water and Sewer Fund for payment of operating expenses, capital expenditures and debt service for the Water and Sewer Fund of the City of Hereford, Texas, as set forth in detail in the budget.
4. That the sum of \$870,000.00 is hereby appropriated out of the Account of Hereford Economic Development Corporation for payment of operating expenses and capital expenditures of Hereford Economic Development Corporation, as set forth in detail in the budget.

The above and foregoing Ordinance was duly introduced on the motion of Commissioner Rocky Bhakta, seconded by Commissioner Linda Cumpton, and by a vote of Mayor Simons – aye; Commissioner Joe Garza – aye; Commissioner Angie Alonzo – aye; Commissioner Clint Savoini – aye; Commissioner Linda Cumpton – aye; Commissioner Cathy Bunch – aye; and Commissioner Rocky Bhakta - aye the Commission duly adopted and ordered filed this the 21st day of September, 2020.

ORDINANCE NO. 09.21.20E

AN ORDINANCE OF THE CITY OF HEREFORD, TEXAS SETTING THE TAX RATE FOR THE YEAR

WHEREAS, on September 21st, 2020, the City Commission voted to adopt the proposed tax rate of thirty-two cents per one-hundred-dollar valuation for 2020;

WHEREAS, THIS TAX RATE WILL RAISE MORE TAXES FOR MAINTENANCE AND OPERATIONS THAN LAST YEAR'S TAX RATE;

WHEREAS, THE TAX RATE WILL EFFECTIVELY BE RAISED BY 3.466 PERCENT AND WILL RAISE TAXES FOR MAINTENANCE AND OPERATIONS ON A \$100,000.00 HOME BY APPROXIMATELY \$10.72;

NOW, THEREFORE, BE IT ORDAINED BY THE CITY COMMISSION OF THE CITY OF HEREFORD, TEXAS:

That there is hereby levied and there shall be collected for the use and support of the municipal government of the City of Hereford, Texas (General Fund) for this fiscal year, upon all property, real and personal and mixed, within the Corporate limits of said City subject to taxation, a tax of thirty-two cents on each one hundred dollar valuation of property herein set forth.

The above and foregoing Ordinance was duly introduced on the motion of Commissioner Clint Savoini, seconded by Commissioner Cathy Bunch, and by a vote of Mayor Simons – aye; Commissioner Joe Garza – aye; Commissioner Angie Alonzo – aye; Commissioner Clint Savoini – aye; Commissioner Linda Cumpton – aye; Commissioner Cathy Bunch – aye; and Commissioner Rocky Bhakta - aye the Commission duly adopted and ordered filed this the 21st day of September, 2020.

Tax Levies and Collections

	2014			2015	
	<u>Actual</u>	<u>%</u>		<u>Actual</u>	<u>%</u>
Tax Roll	\$1,728,772	100.00	Tax Roll	\$1,739,670	100.00
Collections	\$1,701,552	98.42	Collections	\$1,712,765	98.45
Delinquent	\$4,615	0.27	Delinquent	\$27,028	1.55
	2016			2017	
	<u>Actual</u>	<u>%</u>		<u>Actual</u>	<u>%</u>
Tax Roll	\$1,856,645	100.00	Tax Roll	\$1,928,958	100.00
Collections	\$1,818,359	97.93	Collections	\$1,887,120	97.83
Delinquent	\$22,319	1.20	Delinquent	\$18,138	0.96
	2018			2019	
	<u>Actual</u>	<u>%</u>		<u>Actual</u>	<u>%</u>
Tax Roll	\$2,026,114	100.00	Tax Roll	\$2,162,653	100.00
Collections	\$2,001,653	98.17	Collections	\$2,114,146	97.76
Delinquent	\$28,021	1.38	Delinquent	\$17,862	0.83

Property Valuation Analysis

Year	Total Taxable Property	Total Real Property	Total Personal Property
2006	359,578,390	294,323,188	65,255,202
2007	414,201,088	344,049,088	70,152,000
2008	470,784,031	382,320,431	88,463,600
2009	488,190,882	388,399,382	99,791,500
2010	492,707,876	398,615,210	94,092,666
2011	513,310,637	410,966,337	102,344,300
2012	514,114,803	408,714,403	105,400,400
2013	533,178,474	427,077,174	106,101,300
2014	538,725,936	434,166,436	104,559,500
2015	545,520,737	441,637,837	103,882,900
2016	562,619,745	456,144,645	106,475,100
2017	584,532,699	475,002,799	109,529,900
2018	613,973,750	486,848,850	127,124,900
2019	655,348,903	526,458,543	128,890,360
2020	698,357,715	560,225,845	138,131,870

Tax Rate Analysis

Fiscal Year 2019-2020

Tax Rate \$.330000 per \$100.00 Valuation

I & S Fund	\$0.000000
General Fund	\$0.330000

Fiscal Year 2020-2021

Tax Rate \$.320000 per \$100.00 Valuation

I & S Fund	\$0.000000
General Fund	\$0.320000

Total Assessed Valuation 2020	\$698,357,715
Total Tax Roll @ \$0.320000 Rate	\$2,234,744
Estimated Collections @ 95%	\$2,123,007

Bonded Indebtedness

Revenue Bonds

As of October 1, 2020

	<u>Amount Authorized</u>	<u>Amount Issued</u>	<u>Amount Outstanding</u>
Water & Sewer System C. O. Bonds, Series 2020	\$3,630,000	\$3,630,000	\$3,630,000
Water & Sewer System Refunding Bonds, Series 2020	\$2,400,000	\$2,400,000	\$2,400,000
			<i>Total Outstanding Debt: <u>\$6,030,000</u></i>

General Obligation Bonds

The City of Hereford has no General Obligation Tax Debt authorized or outstanding.

Tax Bonds

The City of Hereford has no tax bonds outstanding.

ANNUAL BUDGET

Revenue and Expense Summary General Fund

Account Number	Classification	Budgeted 2019-2020	Actual 2019-2020	Proposed 2020-2021
----------------	----------------	-----------------------	---------------------	-----------------------

General Fund Revenue

	Property Taxes - Current	\$2,162,000	\$2,160,522	\$2,300,000
101106	Garbage Billing	2,231,250	2,091,980	2,200,000
101107	Municipal Court Receipts	212,366	147,028	215,000
101108	Municipal Court Tech Fund Revenue	10,000	5,398	10,000
101109	Court Costs & Sales Tax Discounts	5,000	3,118	5,000
101110	Franchise Fees	1,160,000	947,296	1,160,000
101111	Building & Zoning Fees	55,000	125,687	80,000
101112	Building & Zoning Inspections	3,000	1,113	3,000
101113	Airport Hangar & Tie-down Revenue	36,000	31,609	36,000
101114	Airport Taxable Revenue	200	0	200
101115	Juvenile Officer - D.S.C. & H.I.S.D.	25,400	11,706	12,000
101116	Interest Earned	10,000	2,070	5,000
101117	Airport Fuel Sales Revenue	178,000	158,768	190,000
101118	Golf Course - Non-Taxable Revenue	170,000	128,846	170,000
101119	Licenses	5,000	1,170	5,000
101120	Miscellaneous Revenue	6,000	12,380	7,500
101121	Landfill Revenue	120,000	146,340	145,000
101122	H.A.C. - Non-Taxable Revenue	50,000	34,227	55,000
101123	Fire Agreement - D. S. County	340,000	331,251	300,000
101124	Mosquito Spraying	20,000	5,603	20,000
101125	Community Center Revenue & Donations	20,000	6,961	20,000
101126	Golf Course - Taxable Revenue	100,000	67,878	100,000
101127	City Sales & Mixed Drink Tax	1,650,000	1,783,682	1,700,000
101128	Motel Occupancy Tax	250,000	172,326	200,000
101131	H.A.C. Taxable Revenue	250	480	250
101132	Municipal Court Security Fund Revenue	6,000	5,202	6,500
101140	L.E.O.S.E. Training Revenue	3,000	0	3,000
101141	Truancy P & D Fund	0	3,257	3,000
101142	Municipal Jury Fund	0	65	250
101180	Operating Transfers In	2,062,202	5,550,000	2,067,640
101199	CRF Proceeds	<u>0</u>	<u>170,643</u>	<u>0</u>

General Fund Revenue Total: \$10,890,668 \$14,106,607 \$11,019,340

ANNUAL BUDGET

Revenue and Expense Summary General Fund Continued

Account Number	Classification	Budgeted 2019-2020	Actual 2019-2020	Proposed 2020-2021
General Fund Expenditures				
01-110	Administration	\$423,772	\$362,969	\$416,240
01-112	Building & Zoning	284,010	274,234	298,780
01-115	Food Safety	79,770	76,501	82,210
01-150	Municipal Court	177,340	178,702	187,870
01-210	Fire Department	606,140	473,660	483,095
01-310	Health Department	1,761,750	1,614,682	1,667,230
01-410	Parks Department	764,560	657,007	764,730
01-411	Hereford Aquatic Center	524,940	444,839	410,445
01-412	Golf Course	652,390	679,688	670,170
01-510	Police Department	3,246,380	3,071,743	3,572,590
01-512	Animal Control	151,140	117,939	146,590
01-610	Street Department	1,786,140	1,387,459	1,872,770
01-710	Municipal Airport	346,240	316,485	349,120
01-910	Non-Departmental	<u>86,096</u>	<u>278,938</u>	<u>97,500</u>
General Fund Expenditure Total:		<u>\$10,890,668</u>	<u>\$9,934,848</u>	<u>\$11,019,340</u>

ANNUAL BUDGET

Revenue and Expense Summary Water & Sewer Fund

Account Number	Classification	Budgeted 2019-2020	Actual 2019-2020	Proposed 2020-2021
<i>Water & Sewer Fund Revenue</i>				
101201	Water Billing	\$5,358,000	\$5,835,658	\$5,500,000
101202	Sewer Billing	1,618,000	1,579,283	1,750,000
101203	Service Taps	7,500	24,597	25,000
101205	Penalties on Water Billing	175,000	151,205	175,000
101214	Lease Revenue-Water Tower Space	0	12,775	0
101215	Lease Revenue-City Farm	62,500	62,500	62,500
101216	Interest Earned	65,000	45,345	20,000
101219	Farm Revenue	4,800	800	0
101220	Miscellaneous Revenue	<u>2,500</u>	<u>2,250</u>	<u>2,500</u>
	<i>Water & Sewer Fund Revenue Total:</i>	<u>\$7,293,300</u>	<u>\$7,714,413</u>	<u>\$7,535,000</u>
 <i>Water & Sewer Fund Expenditures</i>				
02-110	Finance Office	\$553,390	\$570,635	\$576,870
02-210	Utility Maintenance	1,579,586	1,421,859	1,395,095
02-310	Water Production	1,129,010	1,177,107	1,215,480
02-410	Wastewater Treatment	342,865	328,577	337,120
02-910	Non-Departmental	<u>2,773,144</u>	<u>5,922,625</u>	<u>2,930,286</u>
	<i>Water & Sewer Fund Expenditure Total:</i>	<u>\$6,377,995</u>	<u>\$9,420,802</u>	<u>\$6,454,851</u>

ANNUAL BUDGET

Revenue and Expense Summary
Voluntary Park Fund

Account Number	Classification	Budgeted 2019-2020	Actual 2019-2020	Proposed 2020-2021
----------------	----------------	--------------------	------------------	--------------------

Voluntary Park Fund Revenues

101101	Voluntary Park Revenue	<u>\$39,000</u>	<u>\$41,220</u>	<u>\$39,000</u>
--------	------------------------	-----------------	-----------------	-----------------

	<i>Voluntary Park Fund Revenue Total:</i>	<u>\$39,000</u>	<u>\$41,220</u>	<u>\$39,000</u>
--	--	------------------------	------------------------	------------------------

Voluntary Park Fund Expenditures

211090	Voluntary Park Capital Improvements	<u>\$39,000</u>	<u>\$6,253</u>	<u>\$39,000</u>
--------	-------------------------------------	-----------------	----------------	-----------------

	<i>Voluntary Park Fund Expenditure Total:</i>	<u>\$39,000</u>	<u>\$6,253</u>	<u>\$39,000</u>
--	--	------------------------	-----------------------	------------------------

ANNUAL BUDGET

Revenue and Expense Summary All Funds

Account Number	Classification	Budgeted 2019-2020	Actual 2019-2020	Proposed 2020-2021
----------------	----------------	--------------------	------------------	--------------------

Revenues

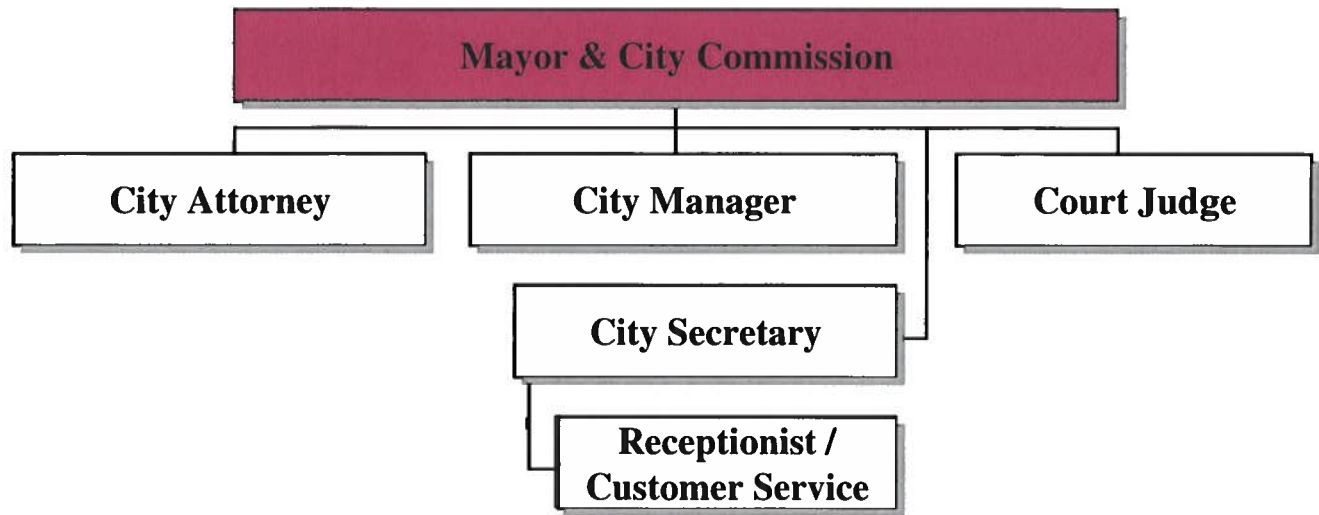
01	General Fund	\$10,890,668	\$14,106,607	\$11,019,340
02	Water & Sewer Fund	7,293,300	7,714,413	7,535,000
04	Voluntary Park Fund	<u>39,000</u>	<u>41,220</u>	<u>39,000</u>

Revenue Total: \$18,222,968 \$21,862,238 \$18,593,340

Expenditures

01	General Fund	\$10,890,668	\$9,934,848	\$11,019,340
02	Water & Sewer Fund	6,377,995	9,420,802	6,454,851
04	Voluntary Park Fund	<u>39,000</u>	<u>6,253</u>	<u>39,000</u>

Expenditure Total: \$17,307,663 \$19,361,905 \$17,513,191



The Administrative Department consists of members of the City Commission, the City Manager, City Secretary and Receptionist. The City Commission is responsible for policy, leadership and the general direction of City Government. The Mayor and two Commissioners are elected at-large from the City and four Commissioners are elected from specific places or wards within the City. The Mayor, along with Commissioner Place One and Commissioner Place Three are elected in odd-numbered years and Commissioner Place Two, Commissioner Place Four, Commissioner At-Large Place Five and Commissioner At-Large Place Six are elected in even-numbered years. Elections to the positions are held the first Saturday in May of each year for two-year terms. The City Manager is the Chief Executive Officer of the City.

Responsibility of this department includes budget preparation and execution, as well as overall administration of City Ordinances and policy as adopted by the City Commission. The City Secretary's duties include personnel/payroll, records management, municipal elections, public information official, and event planner. She serves as clerk to the City Commission and secretary to the City Manager.

ANNUAL BUDGET

Department
Administration

Fund
General

Dept. No.
01-110

Account Number	Classification	Budgeted 2019-2020	Actual 2019-2020	Proposed 2020-2021
-------------------	----------------	-----------------------	---------------------	-----------------------

Personnel Services

211010	Salaries	\$186,000	\$154,973	\$172,500
211012	City Commission Salaries	2,400	2,400	2,400
211013	Auto Allowance	9,000	3,000	9,000
211014	Uniforms	1,000	800	1,000
211015	Health Insurance	17,640	15,908	22,920
211016	W/C & Unemployment Insurance	1,000	823	1,000
211017	Life & LTD Insurance	1,000	1,190	1,200
211018	TMRS Retirement	20,800	16,832	19,750
211019	Social Security	<u>15,000</u>	<u>10,147</u>	<u>14,000</u>

Total Personnel Services: **\$253,840** **\$206,073** **\$243,770**

Supplies

211020	Supplies	\$8,500	\$9,515	\$10,000
211026	Fuel & Oil	<u>3,000</u>	<u>1,121</u>	<u>2,500</u>

Total Supplies: **\$11,500** **\$10,636** **\$12,500**

Maintenance

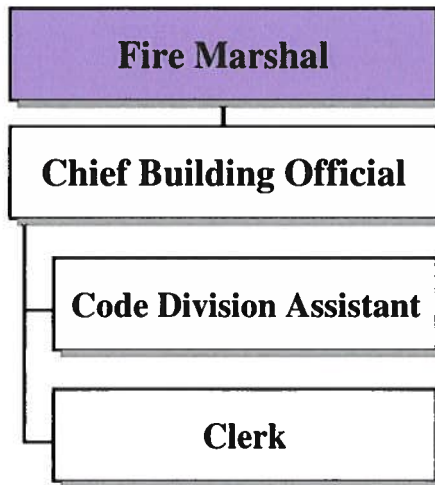
211030	Maintenance - Equipment	\$3,500	\$8,167	\$3,000
211033	Maintenance - Building	<u>2,500</u>	<u>1,425</u>	<u>2,000</u>

Total Maintenance: **\$6,000** **\$9,592** **\$5,000**

Utilities

211040	Natural Gas	\$1,200	\$406	\$1,000
211041	Electricity	2,400	1,579	2,000
211045	Telephone	<u>5,500</u>	<u>4,755</u>	<u>5,250</u>

Total Utilities: **\$9,100** **\$6,739** **\$8,250**



The Building and Zoning Department has the responsibility to enforce all building related codes during the construction of new facilities and rehabilitation, alterations and additions to existing buildings and structures. Duties include reviewing plans, issuing permits and inspecting all construction within the City limits. Garage sale and itinerant vendor permits are also issued through this office.

ANNUAL BUDGET

Department
Building & Zoning

Fund
General

Dept. No.
01-112

Account Number	Classification	Budgeted 2019-2020	Actual 2019-2020	Proposed 2020-2021
----------------	----------------	-----------------------	---------------------	-----------------------

Personnel Services

211210	Salaries	\$171,000	\$166,535	\$175,200
211214	Uniforms	1,600	1,382	1,200
211215	Health Insurance	26,460	26,703	34,380
211216	W/C & Unemployment Insurance	900	959	1,200
211217	Life & LTD Insurance	1,000	765	1,000
211218	TMRS Retirement	18,250	17,719	19,000
211219	Social Security	<u>13,100</u>	<u>12,370</u>	<u>13,500</u>

Total Personnel Services: **\$232,310** **\$226,432** **\$245,480**

Supplies

211220	Supplies	\$3,500	\$2,537	\$3,000
211226	Fuel & Oil	<u>2,500</u>	<u>1,864</u>	<u>2,500</u>

Total Supplies: **\$6,000** **\$4,401** **\$5,500**

Maintenance

211230	Maintenance - Equipment	\$5,000	\$11,930	\$5,000
211233	Maintenance - Building	<u>3,000</u>	<u>1,425</u>	<u>3,000</u>

Total Maintenance: **\$8,000** **\$13,355** **\$8,000**

Utilities

211240	Natural Gas	\$500	\$212	\$500
211241	Electricity	1,400	691	1,000
211245	Telephone	<u>2,000</u>	<u>1,818</u>	<u>2,000</u>

Total Utilities: **\$3,900** **\$2,721** **\$3,500**

ANNUAL BUDGET

Department
 Building & Zoning
 (Cont.)

Fund
 General

Dept. No.
 01-112

Account Number	Classification	Budgeted 2019-2020	Actual 2019-2020	Proposed 2020-2021
----------------	----------------	--------------------	------------------	--------------------

Other Charges

211280	Dues & Registration	\$1,500	\$520	\$1,500
211282	Travel Expense	2,000	0	2,000
211283	Subscriptions & Advertising	500	284	500
211286	Lease Equipment	2,000	2,221	2,000
211287	Property & Liability Insurance	<u>2,300</u>	<u>2,100</u>	<u>2,300</u>
	Total Other Charges:	<u>\$8,300</u>	<u>\$5,125</u>	<u>\$8,300</u>

Capital Expense

211290	Capital	<u>\$25,500</u>	<u>\$22,200</u>	<u>\$28,000</u>
	Total Capital Expense:	<u>\$25,500</u>	<u>\$22,200</u>	<u>\$28,000</u>
	Building & Zoning Total:	<u>\$284,010</u>	<u>\$274,234</u>	<u>\$298,780</u>



This department conducts inspections of food establishments to see that they meet sanitary and food safety standards and insures any noted deficiencies are corrected promptly to prevent food borne illnesses. The Food Safety Inspector is under the direct supervision of the Fire Marshal.

ANNUAL BUDGET

Department
Food Safety

Fund
General

Dept. No.
01-115

Account Number	Classification	Budgeted 2019-2020	Actual 2019-2020	Proposed 2020-2021
<i>Personnel Services</i>				
211510	Salaries	\$53,000	\$51,284	\$54,500
211514	Uniforms	400	400	400
211515	Health Insurance	8,820	8,865	11,460
211516	W/C & Unemployment Insurance	250	230	250
211517	Life & LTD Insurance	350	250	300
211518	TMRS Retirement	5,700	5,456	6,000
211519	Social Security	<u>4,100</u>	<u>3,923</u>	<u>4,250</u>
	<i>Total Personnel Services:</i>	<u>\$72,620</u>	<u>\$70,407</u>	<u>\$77,160</u>
<i>Supplies</i>				
211520	Supplies	<u>\$600</u>	<u>\$749</u>	<u>\$1,000</u>
	<i>Total Supplies:</i>	<u>\$600</u>	<u>\$749</u>	<u>\$1,000</u>
<i>Maintenance</i>				
211530	Maintenance - Equipment	\$1,000	\$1,958	\$1,000
211533	Maintenance - Building	<u>0</u>	<u>0</u>	<u>0</u>
	<i>Total Maintenance:</i>	<u>\$1,000</u>	<u>\$1,958</u>	<u>\$1,000</u>
<i>Utilities</i>				
211540	Natural Gas	\$0	\$0	\$0
211541	Electricity	0	0	0
211545	Telephone	<u>1,000</u>	<u>829</u>	<u>1,000</u>
	<i>Total Utilities:</i>	<u>\$1,000</u>	<u>\$829</u>	<u>\$1,000</u>

ANNUAL BUDGET

Department
Food Safety
(Cont.)

Fund
General

Dept. No.
01-115

Account Number	Classification	Budgeted 2019-2020	Actual 2019-2020	Proposed 2020-2021
----------------	----------------	--------------------	------------------	--------------------

Other Charges

211580	Dues & Registration	\$350	\$0	\$350
211582	Travel Expense	1,500	1,208	1,500
211587	Property & Liability Insurance	<u>200</u>	<u>153</u>	<u>200</u>

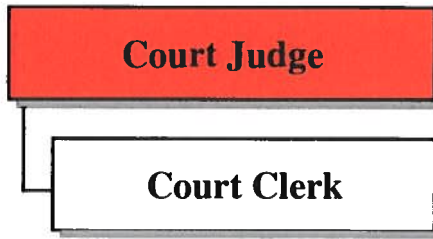
Total Other Charges: **\$2,050** **\$1,361** **\$2,050**

Capital Expense

211590	Capital	<u>\$2,500</u>	<u>\$1,197</u>	<u>\$0</u>
--------	---------	----------------	----------------	------------

Total Capital Expense: **\$2,500** **\$1,197** **\$0**

Food Safety Total: **\$79,770** **\$76,501** **\$82,210**



The purpose of the court is to file and adjudicate Class C Misdemeanors occurring within the Court's jurisdiction and to coordinate with the Warrant Officer on the service of warrants. Court personnel are responsible for the collection of fines and maintenance of records and files of a confidential nature. Administrative functions of the Municipal Court are the responsibility of the Municipal Court Judge and Court Clerk. Judicial functions are provided by the judge.

ANNUAL BUDGET

Department
Municipal Court

Fund
General

Dept. No.
01-150

Account Number	Classification	Budgeted 2019-2020	Actual 2019-2020	Proposed 2020-2021
<i>Personnel Services</i>				
215010	Salaries	\$113,750	\$111,531	\$117,000
215014	Uniforms	800	800	800
215015	Health Insurance	17,640	17,445	22,920
215016	W/C & Unemployment Insurance	400	466	500
215017	Life & LTD Insurance	650	520	600
215018	TMRS Retirement	12,500	11,867	12,750
215019	Social Security	<u>8,750</u>	<u>8,532</u>	<u>9,000</u>
	<i>Total Personnel Services:</i>	<u>\$154,490</u>	<u>\$151,162</u>	<u>\$163,570</u>
 <i>Supplies</i>				
215020	Supplies	<u>\$3,500</u>	<u>\$5,000</u>	<u>\$4,500</u>
	<i>Total Supplies:</i>	<u>\$3,500</u>	<u>\$5,000</u>	<u>\$4,500</u>
 <i>Maintenance</i>				
215030	Maintenance - Equipment	\$1,500	\$3,442	\$1,500
215033	Maintenance - Building	1,500	2,509	2,500
215035	Tech Fund Expense	<u>6,000</u>	<u>11,321</u>	<u>6,000</u>
	<i>Total Maintenance:</i>	<u>\$9,000</u>	<u>\$17,272</u>	<u>\$10,000</u>
 <i>Utilities</i>				
215040	Natural Gas	\$650	\$168	\$500
215041	Electricity	1,400	789	1,000
215045	Telephone	<u>700</u>	<u>585</u>	<u>700</u>
	<i>Total Utilities:</i>	<u>\$2,750</u>	<u>\$1,542</u>	<u>\$2,200</u>

ANNUAL BUDGET

Department
Municipal Court
(Cont.)

Fund
General

Dept. No.
01-150

Account Number	Classification	Budgeted 2019-2020	Actual 2019-2020	Proposed 2020-2021
----------------	----------------	--------------------	------------------	--------------------

Other Charges

215080	Dues & Registration	\$1,500	\$1,100	\$1,500
215082	Travel Expense	1,500	1,057	1,500
215083	Subscriptions & Advertising	2,500	0	2,500
215087	Property & Liability Insurance	1,700	1,567	1,700
215088	Jury Trial Expense	<u>400</u>	<u>0</u>	<u>400</u>

Total Other Charges: **\$7,600** **\$3,724** **\$7,600**

Capital Expense

215090	Capital	<u>\$0</u>	<u>\$0</u>	<u>\$0</u>
--------	---------	------------	------------	------------

Total Capital Expense: **\$0** **\$0** **\$0**

Municipal Court Total: **\$177,340** **\$178,702** **\$187,870**

Fire Marshal

**Maintenance
Mechanic**

The function of the Volunteer Fire Department is to protect lives and property in both the City of Hereford and Deaf Smith County. Department responsibilities include responding to residential and commercial structure fires, hazardous material incidents, motor vehicle accidents with injured or trapped persons, and as first responder on all life threatening medical emergencies. The department is also responsible for conducting fire prevention activities including inspections, plan review, and public education. The Fire Marshal is the Emergency Management Coordinator for the City of Hereford and Deaf Smith County.

ANNUAL BUDGET

Department
Fire

Fund
General

Dept. No.
01-210

Account Number	Classification	Budgeted 2019-2020	Actual 2019-2020	Proposed 2020-2021
<i>Personnel Services</i>				
221010	Salaries	\$146,250	\$145,159	\$151,000
221012	Part-Time/Fires & Drills	18,000	18,000	18,000
221013	Firefighter Retirement	25,000	19,020	25,000
221014	Uniforms	1,500	480	1,500
221015	Health Insurance	17,640	17,430	22,920
221016	W/C & Unemployment Insurance	5,000	4,549	5,000
221017	Life & LTD Insurance	850	638	1,000
221018	TMRS Retirement	15,600	15,448	16,250
221019	Social Security	<u>11,200</u>	<u>10,902</u>	<u>11,750</u>
	<i>Total Personnel Services:</i>	<u>\$241,040</u>	<u>\$231,626</u>	<u>\$252,420</u>
<i>Supplies</i>				
221020	Supplies	\$20,000	\$15,752	\$18,000
221026	Fuel & Oil	<u>15,000</u>	<u>7,770</u>	<u>12,500</u>
	<i>Total Supplies:</i>	<u>\$35,000</u>	<u>\$23,522</u>	<u>\$30,500</u>
<i>Maintenance</i>				
221030	Maintenance - Equipment	\$25,000	\$59,910	\$25,000
221033	Maintenance - Building	<u>10,000</u>	<u>10,969</u>	<u>10,000</u>
	<i>Total Maintenance:</i>	<u>\$35,000</u>	<u>\$70,879</u>	<u>\$35,000</u>
<i>Utilities</i>				
221040	Natural Gas	\$8,000	\$6,568	\$8,000
221041	Electricity	10,000	6,594	10,000
221045	Telephone	<u>8,000</u>	<u>6,847</u>	<u>7,500</u>
	<i>Total Utilities:</i>	<u>\$26,000</u>	<u>\$20,009</u>	<u>\$25,500</u>

ANNUAL BUDGET

Department
Fire
(Cont.)

Fund
General

Dept. No.
01-210

Account Number	Classification	Budgeted 2019-2020	Actual 2019-2020	Proposed 2020-2021
----------------	----------------	--------------------	------------------	--------------------

Other Charges

221080	Dues & Registration	\$7,500	\$4,648	\$7,500
221082	Travel Expense	10,000	2,080	10,000
221083	Subscriptions & Advertising	500	675	675
221086	Lease Equipment	139,000	61,310	55,500
221087	Property & Liability Insurance	<u>16,100</u>	<u>14,887</u>	<u>16,000</u>

Total Other Charges: **\$173,100** **\$83,600** **\$89,675**

Capital Expense

221090	Capital	<u>\$96,000</u>	<u>\$44,025</u>	<u>\$50,000</u>
--------	---------	-----------------	-----------------	-----------------

Total Capital Expense: **\$96,000** **\$44,025** **\$50,000**

Fire Department Total: **\$606,140** **\$473,661** **\$483,095**

Landfill Attendant

The City of Hereford currently contracts with BFI Waste Services of Texas, L. P., dba Allied Waste Services of Amarillo for solid waste service within the city. Allied Waste Services is responsible for all areas of solid waste including collection, transportation and disposal. The cost of these contracted services are paid for out of the Health Department. The City operates the Type IV landfill.

ANNUAL BUDGET

Department
Health

Fund
General

Dept. No.
01-310

Account Number	Classification	Budgeted 2019-2020	Actual 2019-2020	Proposed 2020-2021
-------------------	----------------	-----------------------	---------------------	-----------------------

Personnel Services

231010	Salaries	37,000	36,079	38,000
231011	Overtime	3,500	10,947	3,500
231014	Uniforms	300	295	400
231015	Health Insurance	8,820	8,730	11,460
231016	W/C & Unemployment Insurance	2,000	1,408	2,000
231017	Life & LTD Insurance	250	184	250
231018	TMRS Retirement	4,350	4,998	5,000
231019	Social Security	3,100	3,597	3,500

Total Personnel Services: **\$59,320** **\$66,238** **\$64,110**

Supplies

231020	Supplies	\$0	\$0	\$0
231021	Chemicals	0	0	0
231026	Fuel & Oil	<u>0</u>	<u>0</u>	<u>0</u>

Total Supplies: **\$0** **\$0** **\$0**

Maintenance

231030	Maintenance - Equipment	\$0	\$0	\$0
231033	Maintenance - Building	<u>0</u>	<u>0</u>	<u>0</u>

Total Maintenance: **\$0** **\$0** **\$0**

Utilities

231040	Natural Gas	\$0	\$0	\$0
231041	Electricity	0	0	0
231045	Telephone	<u>0</u>	<u>0</u>	<u>0</u>

Total Utilities: **\$0** **\$0** **\$0**

ANNUAL BUDGET

Department
Health
(Cont.)

Fund
General

Dept. No.
01-310

Account Number	Classification	Budgeted 2019-2020	Actual 2019-2020	Proposed 2020-2021
----------------	----------------	--------------------	------------------	--------------------

Other Charges

231087	Property & Liability Insurance	\$120	\$104	\$120
231088	Contracted Services-Collection	1,699,310	1,544,427	1,600,000
231089	Permit & Fees	<u>3,000</u>	<u>3,912</u>	<u>3,000</u>

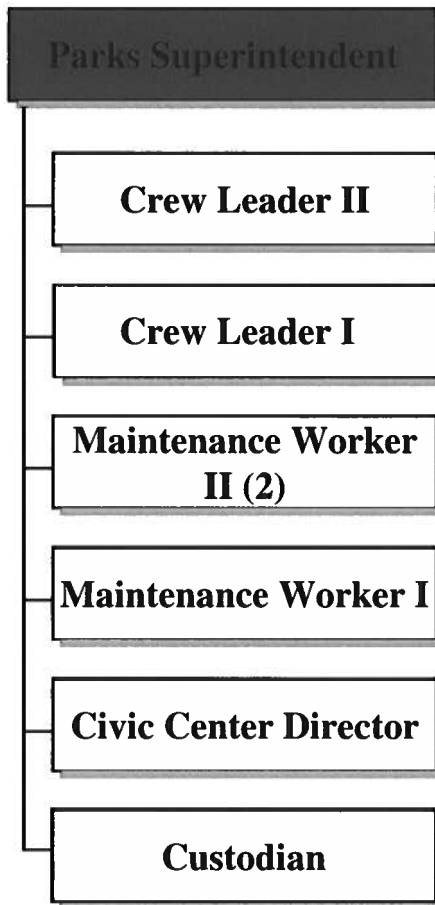
Total Other Charges: **\$1,702,430** **\$1,548,443** **\$1,603,120**

Capital Expense

231090	Capital	<u>\$0</u>	<u>\$0</u>	<u>\$0</u>
--------	---------	------------	------------	------------

Total Capital Expense: **\$0** **\$0** **\$0**

Health Department Total: **\$1,761,750** **\$1,614,682** **\$1,667,230**



The function of the City of Hereford Parks Department is to provide daily maintenance and upkeep of the 200 acres of City parks and the City of Hereford's Civic Center. The parks maintained by the department include the Josserand Aquatic, Buena Vista, Central, Dameron, Jaycee, Langley, Mothers and Veterans Park. Daily maintenance includes mowing, tree care, fence maintenance, restroom cleaning, watering and any other items of need. An annual Celebration of Lights is held on the first Monday in December when lights on a community-wide Christmas tree and numerous other trees in Mothers Park and Dameron Park are illuminated for the holiday season.

ANNUAL BUDGET

Department
Parks

Fund
General

Dept. No.
01-410

Account Number	Classification	Budgeted 2019-2020	Actual 2019-2020	Proposed 2020-2021
<i>Personnel Services</i>				
241010	Salaries	\$334,750	\$327,306	\$342,750
241011	Overtime	10,000	6,010	7,500
241012	Part-Time	5,000	0	0
241014	Uniforms	5,000	2,879	4,500
241015	Health Insurance	70,560	71,235	91,680
241016	W/C & Unemployment Insurance	7,000	7,393	7,500
241017	Life & LTD Insurance	2,100	1,601	2,250
241018	TMRS Retirement	36,800	35,453	37,750
241019	Social Security	<u>26,400</u>	<u>25,498</u>	<u>26,800</u>
	<i>Total Personnel Services:</i>	<u>\$497,610</u>	<u>\$477,375</u>	<u>\$520,730</u>
<i>Supplies</i>				
241020	Supplies	\$10,000	\$4,815	\$10,000
241021	Chemicals	10,000	5,095	10,000
241026	Fuel & Oil	<u>15,000</u>	<u>14,137</u>	<u>13,000</u>
	<i>Total Supplies:</i>	<u>\$35,000</u>	<u>\$24,047</u>	<u>\$33,000</u>
<i>Maintenance</i>				
241030	Maintenance - Equipment	\$25,000	\$12,903	\$25,000
241032	Maintenance - Facilities	<u>45,000</u>	<u>40,681</u>	<u>45,000</u>
	<i>Total Maintenance:</i>	<u>\$70,000</u>	<u>\$53,584</u>	<u>\$70,000</u>
<i>Utilities</i>				
241040	Natural Gas	\$10,500	\$5,619	\$10,000
241041	Electricity	25,000	17,783	25,000
241045	Telephone	<u>2,700</u>	<u>2,156</u>	<u>2,500</u>
	<i>Total Utilities:</i>	<u>\$38,200</u>	<u>\$25,558</u>	<u>\$37,500</u>

ANNUAL BUDGET

Department
Parks
(Cont.)

Fund
General

Dept. No.
01-410

Account Number	Classification	Budgeted 2019-2020	Actual 2019-2020	Proposed 2020-2021
----------------	----------------	--------------------	------------------	--------------------

Other Charges

241080	Dues & Registration	\$750	\$385	\$750
241082	Travel Expense	500	82	750
241087	Property & Liability Insurance	<u>7,500</u>	<u>6,936</u>	<u>7,000</u>

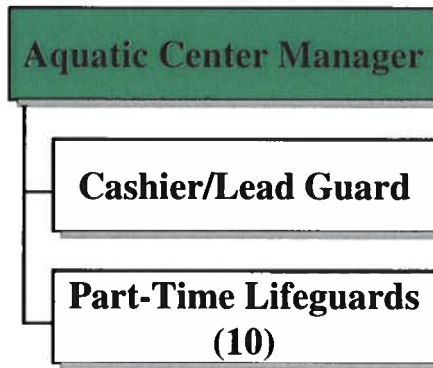
Total Other Charges: **\$8,750** **\$7,403** **\$8,500**

Capital Expense

241090	Capital	\$115,000	\$69,040	\$95,000
--------	---------	-----------	----------	----------

Total Capital Expense: **\$115,000** **\$69,040** **\$95,000**

Park Department Total: **\$764,560** **\$657,007** **\$764,730**



The Hereford Aquatic Center's duties include the responsibility to provide and maintain a well-managed and safe environment for aquatic activities for the citizens of the City of Hereford. Staff provides instruction in aquatic safety, recreational swimming, and physical fitness.

ANNUAL BUDGET

Department
Aquatic Center

Fund
General

Dept. No.
01-411

Account Number	Classification	Budgeted 2019-2020	Actual 2019-2020	Proposed 2020-2021
----------------	----------------	--------------------	------------------	--------------------

Personnel Services

241110	Salaries	\$85,500	\$84,842	\$87,500
241111	Overtime	4,000	3,572	4,000
241112	Part-Time	95,000	78,273	95,000
241115	Health Insurance	17,640	17,430	22,920
241116	W/C & Unemployment Insurance	4,000	2,490	3,000
241117	Life & LTD Insurance	550	415	525
241118	TMRS Retirement	9,600	9,064	9,750
241119	Social Security	<u>13,750</u>	<u>12,752</u>	<u>14,250</u>

Total Personnel Services: **\$230,040** **\$208,837** **\$236,945**

Supplies

241120	Supplies	\$24,000	\$16,157	\$24,000
241121	Chemicals	20,000	21,348	20,000
241128	Concession Expense	<u>2,500</u>	<u>5,341</u>	<u>2,500</u>

Total Supplies: **\$46,500** **\$42,846** **\$46,500**

Maintenance

241130	Maintenance - Equipment	\$17,000	\$14,068	\$17,000
241133	Maintenance - Building	<u>10,000</u>	<u>18,159</u>	<u>10,000</u>

Total Maintenance: **\$27,000** **\$32,227** **\$27,000**

Utilities

241140	Natural Gas	\$55,000	\$48,320	\$50,000
241141	Electricity	15,000	19,879	15,000
241145	Telephone	<u>2,700</u>	<u>2,402</u>	<u>2,500</u>

Total Utilities: **\$72,700** **\$70,601** **\$67,500**

ANNUAL BUDGET

Department
Aquatic Center
(Cont.)

Fund
General

Dept. No.
01-411

Account Number	Classification	Budgeted 2019-2020	Actual 2019-2020	Proposed 2020-2021
----------------	----------------	--------------------	------------------	--------------------

Other Charges

241180	Dues & Registration	\$2,000	\$1,558	\$2,000
241182	Travel Expense	2,000	1,637	2,000
241187	Property & Liability Insurance	<u>3,900</u>	<u>3,622</u>	<u>4,000</u>

Total Other Charges: **7,900** **\$6,816** **8,000**

Capital Expense

241190	Capital	\$140,800	\$83,512	\$24,500
--------	---------	-----------	----------	----------

Total Capital Expense: **\$140,800** **\$83,512** **\$24,500**

Aquatic Center Total: **\$524,940** **\$444,839** **\$410,445**



The City of Hereford owns and operates an eighteen-hole course known as the John Pitman Municipal Golf Course. The course has a full-time professional and four full-time maintenance employees. The course annually hosts a number of tournaments for both local and regional participation. The John Pitman Municipal Golf Course has been included on the Golf Digest list of municipal courses and was rated as one of the top courses.

ANNUAL BUDGET

Department
Golf Course

Fund
General

Dept. No.
01-412

Account Number	Classification	Budgeted 2019-2020	Actual 2019-2020	Proposed 2020-2021
----------------	----------------	--------------------	------------------	--------------------

Personnel Services

241210	Salaries	\$329,750	\$308,088	\$330,750
241211	Overtime	10,000	11,890	7,500
241212	Part-Time	15,000	20,849	15,000
241214	Uniforms	2,200	2,136	2,500
241215	Health Insurance	61,740	52,340	80,220
241216	W/C & Unemployment Insurance	5,750	4,139	5,000
241217	Life & LTD Insurance	2,000	1,344	2,000
241218	TMRS Retirement	36,250	34,047	36,250
241219	Social Security	<u>27,100</u>	<u>25,587</u>	<u>26,900</u>

Total Personnel Services: **\$489,790** **\$460,419** **\$506,120**

Supplies

241220	Supplies - Pro Shop	\$7,000	\$5,138	\$6,000
241221	Chemicals	25,000	31,623	30,000
241222	Supplies-Grounds	8,000	6,822	8,000
241226	Fuel & Oil	<u>9,000</u>	<u>3,116</u>	<u>5,000</u>

Total Supplies: **\$49,000** **\$46,699** **\$49,000**

Maintenance

241230	Maintenance - Equipment - Pro Shop	\$1,000	\$2,213	\$1,000
241231	Maintenance - Irrigation	20,000	13,502	20,000
241232	Maintenance - Golf Carts	5,000	10,175	10,000
241233	Maintenance - Building	5,000	32,882	5,000
241234	Maintenance - Grounds	<u>20,000</u>	<u>25,389</u>	<u>20,000</u>

Total Maintenance: **\$51,000** **\$84,162** **\$56,000**

Utilities

241240	Natural Gas	\$6,500	\$4,411	\$6,000
241241	Electricity	12,000	10,339	10,000
241245	Telephone	<u>5,000</u>	<u>4,864</u>	<u>5,000</u>

Total Utilities: **\$23,500** **\$19,614** **\$21,000**

ANNUAL BUDGET

Department
Golf Course
(Cont.)

Fund
General

Dept. No.
01-412

Account Number	Classification	Budgeted 2019-2020	Actual 2019-2020	Proposed 2020-2021
----------------	----------------	--------------------	------------------	--------------------

Other Charges

241280	Dues & Registration	\$1,500	\$1,476	\$1,000
241282	Travel Expense	1,000	778	1,000
241283	Subscriptions & Advertising	500	0	500
241286	Lease Equipment	31,000	30,573	30,750
241287	Property & Liability Insurance	<u>5,100</u>	<u>4,717</u>	<u>4,800</u>


Total Other Charges: **39,100** **\$37,544** **38,050**

Capital Expense

241290	Capital	\$0	\$31,250	\$0
--------	---------	-----	----------	-----

Total Capital Expense: **\$0** **\$31,250** **\$0**

Golf Course Total: **\$652,390** **\$679,688** **\$670,170**



Traditionally the police function has entailed the responsibilities of the prevention of crime, the protection of life and property, and the keeping of the public peace. These are still the vital parts of the police role and include satellite duties such as proper reporting, investigation of offenses, and court testimony. However, the police function within the community has evolved into one involving great sociological impact. Law Enforcement is called upon to make more decisions daily which more seriously affect people's lives than any other governmental entity. Therefore, the functions of enforcement, prevention, protection and peacekeeping must be conducted in conjunction with responsiveness to, and a compassion for, the needs and rights of the community and the individual.

ANNUAL BUDGET

Department
Police

Fund
General

Dept. No.
01-510

Account Number	Classification	Budgeted 2019-2020	Actual 2019-2020	Proposed 2020-2021
----------------	----------------	--------------------	------------------	--------------------

Personnel Services

251010	Salaries	1,975,000	1,900,556	2,055,000
251011	Overtime	30,200	47,924	35,000
251012	Part-Time	30,200	21,058	23,000
251013	Auto Allowance	6,000	6,000	6,000
251014	Uniforms	14,000	6,001	10,000
251015	Health Insurance	299,880	291,130	389,640
251016	W/C & Unemployment Insurance	30,000	29,877	30,000
251017	Life & LTD Insurance	11,250	7,682	11,750
251018	TMRS Retirement	218,200	207,931	225,500
251019	Social Security	<u>158,100</u>	<u>145,329</u>	<u>162,000</u>

Total Personnel Services: **\$2,772,830** **\$2,663,488** **\$2,947,890**

Supplies

251020	Supplies	\$36,000	\$29,069	\$30,000
251026	Fuel & Oil	<u>50,000</u>	<u>37,713</u>	<u>45,000</u>

Total Supplies: **\$86,000** **\$66,781** **\$75,000**

Maintenance

251030	Maintenance - Equipment	\$35,000	\$56,210	\$40,000
251033	Maintenance - Building	<u>15,000</u>	<u>9,891</u>	<u>15,000</u>

Total Maintenance: **\$50,000** **\$66,100** **\$55,000**

Utilities

251040	Natural Gas	\$4,500	\$1,294	\$3,000
251041	Electricity	7,500	5,833	6,000
251045	Telephone	<u>45,000</u>	<u>63,874</u>	<u>55,000</u>

Total Utilities: **\$57,000** **\$71,001** **\$64,000**

ANNUAL BUDGET

<u>Department</u>	<u>Fund</u>	<u>Dept. No.</u>
Police	General	01-510
(Cont.)		

Account Number	Classification	Budgeted 2019-2020	Actual 2019-2020	Proposed 2020-2021
----------------	----------------	-----------------------	---------------------	-----------------------

Other Charges

251080	Dues & Registration	\$7,500	\$3,728	\$7,500
251082	Travel Expense	7,500	5,638	7,500
251083	Subscriptions & Advertising	300	0	300
251084	L.E.O.S.E. Training	2,000	2,000	2,000
251085	Miscellaneous	5,000	6,733	5,000
251086	Lease Equipment	3,500	5,128	5,000
251087	Property & Liability Insurance	32,750	28,721	30,000
251088	Prisoner Expense	150,000	117,238	150,000
251089	Narcotics	<u>3,000</u>	<u>50</u>	<u>3,000</u>

<i>Total Other Charges:</i>	<u>\$211,550</u>	<u>\$169,237</u>	<u>\$210,300</u>
------------------------------------	-------------------------	-------------------------	-------------------------

Capital Expense

251090	Capital	\$69,000	\$35,135	\$220,400
--------	---------	----------	----------	-----------

<i>Total Capital Expense:</i>	<u>\$69,000</u>	<u>\$35,135</u>	<u>\$220,400</u>
--------------------------------------	------------------------	------------------------	-------------------------

Police Department Total:	<u>\$3,246,380</u>	<u>\$3,071,743</u>	<u>\$3,572,590</u>
---------------------------------	---------------------------	---------------------------	---------------------------

Animal Control Officer (2)

The Animal Control Department operates under the supervision of the Police Department and regulates the keeping of domestic animals, wild livestock, fowl and vicious animals. This department enforces state laws and City ordinances concerning rabies vaccination, registrations and the number of domestic animals per household. It promotes and maintains an adoption program for unclaimed animals in addition to their impoundment and care. This department also investigates bite/scratch incidents, with the possibility of quarantine of the animal involved. It also provides education and promotes the responsible care of all animals.

ANNUAL BUDGET

Department
Animal Control

Fund
General

Dept. No.
01-512

Account Number	Classification	Budgeted 2019-2020	Actual 2019-2020	Proposed 2020-2021
<i>Personnel Services</i>				
251210	Salaries	\$78,250	\$55,656	\$72,500
251211	Overtime	5,000	9,235	5,000
251214	Uniforms	500	366	800
251215	Health Insurance	17,640	14,500	22,290
251216	W/C & Unemployment Insurance	1,000	870	1,000
251217	Life & LTD Insurance	500	205	500
251218	TMRS Retirement	9,150	6,905	8,000
251219	Social Security	<u>6,600</u>	<u>4,964</u>	<u>5,750</u>
	<i>Total Personnel Services:</i>	<u>\$118,640</u>	<u>\$92,701</u>	<u>\$115,840</u>
<i>Supplies</i>				
251220	Supplies	\$6,000	\$7,785	\$7,000
251226	Fuel & Oil	<u>5,000</u>	<u>1,541</u>	<u>3,000</u>
	<i>Total Supplies:</i>	<u>\$11,000</u>	<u>\$9,325</u>	<u>\$10,000</u>
<i>Maintenance</i>				
251230	Maintenance - Equipment	\$4,000	\$2,833	\$4,000
251233	Maintenance - Building	<u>1,500</u>	<u>2,188</u>	<u>1,500</u>
	<i>Total Maintenance:</i>	<u>\$5,500</u>	<u>\$5,021</u>	<u>\$5,500</u>
<i>Utilities</i>				
251240	Natural Gas	\$3,500	\$2,285	\$3,500
251241	Electricity	4,500	5,337	4,500
251245	Telephone	<u>1,500</u>	<u>1,152</u>	<u>1,500</u>
	<i>Total Utilities:</i>	<u>\$9,500</u>	<u>\$8,774</u>	<u>\$9,500</u>

ANNUAL BUDGET

Department
Animal Control
(Cont.)

Fund
General

Dept. No.
01-512

Account Number	Classification	Budgeted 2019-2020	Actual 2019-2020	Proposed 2020-2021
----------------	----------------	--------------------	------------------	--------------------

Other Charges

251280	Dues & Registration	\$400	\$1,800	\$400
251287	Property & Liability Insurance	350	317	350
251288	Rabies Expense	<u>2,000</u>	<u>0</u>	<u>2,000</u>

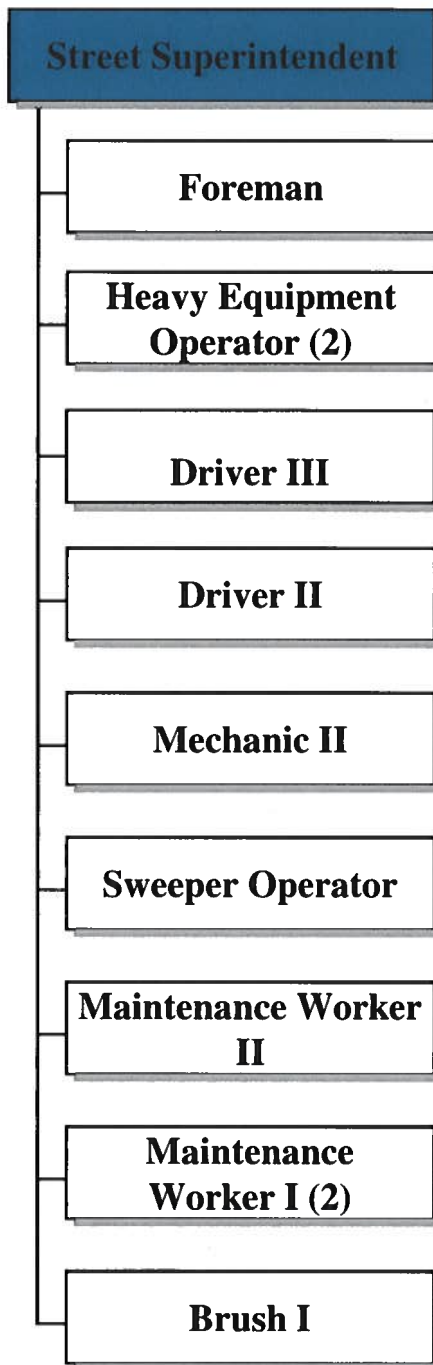
Total Other Charges: **2,750** **\$2,117** **2,750**

Capital Expense

251290	Capital	<u>\$3,750</u>	<u>\$0</u>	<u>\$3,000</u>
--------	---------	----------------	------------	----------------

Total Capital Expense: **\$3,750** **\$0** **\$3,000**

Animal Control Total: **\$151,140** **\$117,939** **\$146,590**



The Street Department's primary function is to provide a means for transportation between the home, the work place, recreational facilities, and commercial establishments; provide a system for storm water drainage and removal; insure municipal roadways are sanitary and without excess debris. It also establishes and maintains sufficient traffic control devices to inform the general public on the conditions of and the requirements for the use and control of vehicular movement throughout the City. This department is also responsible for alley clean-up.

ANNUAL BUDGET

Department
Street

Fund
General

Dept. No.
01-610

Account Number	Classification	Budgeted 2019-2020	Actual 2019-2020	Proposed 2020-2021
----------------	----------------	--------------------	------------------	--------------------

Personnel Services

261010	Salaries	\$549,750	\$557,016	\$570,500
261011	Overtime	45,000	40,039	40,000
261012	Part-Time	10,000	0	0
261014	Uniforms	5,000	4,724	5,500
261015	Health Insurance	105,840	103,140	137,520
261016	W/C & Unemployment Insurance	25,000	20,442	24,000
261017	Life & LTD Insurance	3,300	2,655	3,500
261018	TMRS Retirement	63,500	63,681	66,250
261019	Social Security	<u>46,300</u>	<u>45,420</u>	<u>46,500</u>

Total Personnel Services: **\$853,690** **\$837,117** **\$893,770**

Supplies

261020	Supplies	\$22,000	\$32,072	\$22,000
261022	Mosquito Spraying	25,000	4,072	25,000
261026	Fuel & Oil	<u>65,000</u>	<u>40,135</u>	<u>55,000</u>

Total Supplies: **\$112,000** **\$76,278** **\$102,000**

Maintenance

261030	Maintenance - Equipment	\$75,000	\$98,753	\$80,000
261033	Maintenance - Building	13,000	11,975	13,000
261036	Maintenance - Streets	<u>370,000</u>	<u>80,405</u>	<u>380,000</u>

Total Maintenance: **\$458,000** **\$191,133** **\$473,000**

Utilities

261040	Natural Gas	\$9,000	\$6,729	\$9,000
261041	Electricity	14,000	14,397	15,000
261045	Telephone	3,500	3,437	3,500
261046	Street Lighting	<u>180,000</u>	<u>158,475</u>	<u>180,000</u>

Total Utilities: **\$206,500** **\$183,038** **\$207,500**

ANNUAL BUDGET

Department
Street
(Cont.)

Fund
General

Dept. No.
01-610

Account Number	Classification	Budgeted 2019-2020	Actual 2019-2020	Proposed 2020-2021
----------------	----------------	--------------------	------------------	--------------------

Other Charges

261080	Dues & Registration	\$2,500	\$3,589	\$4,000
261082	Travel Expense	3,000	0	3,000
261086	Lease Equipment	64,250	64,171	105,250
261087	Property & Liability Insurance	<u>14,700</u>	<u>13,634</u>	<u>13,750</u>

Total Other Charges: **84,450** **\$81,394** **126,000**

Capital Expense

261090	Capital	<u>\$71,500</u>	<u>\$18,500</u>	<u>\$70,500</u>
--------	---------	-----------------	-----------------	-----------------

Total Capital Expense: **\$71,500** **\$18,500** **\$70,500**

Street Department Total: **\$1,786,140** **\$1,387,459** **\$1,872,770**



The Hereford Municipal Airport is owned and operated by the City of Hereford under the direction of the airport manager. The City completed construction totalling \$16.2 million. All runways and taxiways are now concrete and can accommodate Class C and larger aircraft with a single axle weight of 45,000 lbs and 90,000 dual wheel weight. Courtesy vehicles are also available. The airport is an integral part of the economic development of the City.

ANNUAL BUDGET

Department
Airport

Fund
General

Dept. No.
01-710

Account Number	Classification	Budgeted 2019-2020	Actual 2019-2020	Proposed 2020-2021
----------------	----------------	--------------------	------------------	--------------------

Personnel Services

271010	Salaries	\$92,500	\$93,422	\$100,000
271011	Overtime	2,000	2,019	2,000
271014	Uniforms	500	300	800
271015	Health Insurance	17,640	17,130	22,920
271016	W/C & Unemp Insurance	1,500	1,232	1,500
271017	Life & LTD Insurance	750	448	600
271018	TMRS Retirement	10,250	10,153	11,000
271019	Social Security	<u>7,300</u>	<u>6,931</u>	<u>7,900</u>

Total Personnel Services: **\$132,440** **\$131,635** **\$146,720**

Supplies

271020	Supplies	\$5,400	\$3,596	\$4,500
271026	Fuel & Oil- Airport Auto	2,000	676	1,000
271027	Aviation Fuel	75,000	111,773	85,000
271028	Jet Fuel	75,000	26,388	50,000
271029	Aviation Oil	<u>400</u>	<u>0</u>	<u>400</u>

Total Supplies: **\$157,800** **\$142,434** **\$140,900**

Maintenance

271030	Maintenance - Equipment	<u>\$20,000</u>	<u>\$13,682</u>	<u>\$20,000</u>
--------	-------------------------	-----------------	-----------------	-----------------

Total Maintenance: **\$20,000** **\$13,682** **\$20,000**

Utilities

271040	Natural Gas	\$4,200	\$3,735	\$5,000
271041	Electricity	12,000	7,916	9,000
271045	Telephone	<u>3,000</u>	<u>3,967</u>	<u>3,500</u>

Total Utilities: **\$19,200** **\$15,619** **\$17,500**

ANNUAL BUDGET

Department
Airport
(cont)

Fund
General

Dept. No.
01-710

Account Number	Classification	Budgeted 2019-2020	Actual 2019-2020	Proposed 2020-2021
----------------	----------------	--------------------	------------------	--------------------

Other Charges

271080	Dues & Registration	\$1,000	\$301	\$1,000
271082	Travel Expense	2,000	0	2,000
271087	Property & Liability Insurance	<u>13,800</u>	<u>12,814</u>	<u>13,000</u>

Total Other Charges: **\$16,800** **\$13,115** **\$16,000**

Capital Expense

271090	Capital	\$0	\$0	\$8,000
--------	---------	-----	-----	---------

Total Capital Expense: **\$0** **\$0** **\$8,000**

Airport Total: **\$346,240** **\$316,485** **\$349,120**

**General Fund
Non-Departmental**

This account includes a number of expenses that are not specific to an individual function/department. Items in this account include:

Hotel/Motel Tax payments to Deaf Smith County Chamber of Commerce
Hereford Sports & Wellness
Christmas Celebration of Lights Event

ANNUAL BUDGET

Department
Non-Departmental

Fund
General

Dept. No.
01-910

Account Number	Classification	Budgeted 2019-2020	Actual 2019-2020	Proposed 2020-2021
----------------	----------------	--------------------	------------------	--------------------

Non-Departmental Expenses

291051	CRF Expenses	\$0	\$44,434	\$0
291053	Hotel/Motel Tax - DSC Chamber	73,596	91,560	85,000
291059	YMCA Annual Donation	<u>12,500</u>	<u>125,000</u>	<u>12,500</u>

Total Non-Departmental: **\$86,096** **\$216,560** **\$97,500**

Assistant City Manager

**Customer Service
Representative (3)**

The Finance Department bills accounts, maintains records and collects payments for water, wastewater and solid waste collection. This department coordinates services with the Utility Maintenance Department and aids in the research necessary to maintain an accurate rate structure for all services provided by the City of Hereford. Cash collections are handled by this department and employees provide customer service through counter contact, general information and payment receipts. The Assistant City Manager is also responsible for accounts payable, accounts receivable and payroll, including management of insurance coverage of all aspects of the City's organization.

ANNUAL BUDGET

Department
Finance Office

Fund
Water & Sewer

Dept. No.
02-110

Account Number	Classification	Budgeted 2019-2020	Actual 2019-2020	Proposed 2020-2021
<i>Personnel Services</i>				
211010	Salaries	\$301,750	\$317,257	\$312,000
211011	Overtime	500	0	500
211013	Auto Allowance	3,000	3,000	3,000
211014	Uniforms	1,500	1,200	1,600
211015	Health Insurance	39,690	39,538	51,570
211016	W/C & Unemployment Insurance	1,000	1,141	1,400
211017	Life & LTD Insurance	1,700	1,128	1,200
211018	TMRS Retirement	32,600	34,058	34,000
211019	Social Security	<u>23,400</u>	<u>23,458</u>	<u>24,250</u>
	<i>Total Personnel Services:</i>	<u>\$405,140</u>	<u>\$420,780</u>	<u>\$429,520</u>
<i>Supplies</i>				
211020	Supplies	<u>\$70,000</u>	<u>\$81,367</u>	<u>\$75,000</u>
	<i>Total Supplies:</i>	<u>\$70,000</u>	<u>\$81,367</u>	<u>\$75,000</u>
<i>Maintenance</i>				
211030	Maintenance - Equipment	\$20,000	\$15,979	\$15,000
211033	Maintenance - Building	<u>7,000</u>	<u>14,765</u>	<u>10,000</u>
	<i>Total Maintenance:</i>	<u>\$27,000</u>	<u>\$30,744</u>	<u>\$25,000</u>
<i>Utilities</i>				
211040	Natural Gas	\$1,500	\$457	\$1,000
211041	Electricity	3,200	1,776	2,000
211045	Telephone	<u>6,000</u>	<u>4,929</u>	<u>5,500</u>
	<i>Total Utilities:</i>	<u>\$10,700</u>	<u>\$7,162</u>	<u>\$8,500</u>

ANNUAL BUDGET

Department
Finance Office
(Cont.)

Fund
Water & Sewer

Dept. No.
02-110

Account Number	Classification	Budgeted 2019-2020	Actual 2019-2020	Proposed 2020-2021
----------------	----------------	--------------------	------------------	--------------------

Other Charges

211080	Dues & Registration	\$2,500	\$380	\$2,500
211082	Travel Expense	2,500	1,627	2,500
211083	Subscriptions & Advertising	0	392	0
211084	Annual Audit Expense	6,750	8,320	8,350
211086	Lease Equipment	1,200	2,895	3,000
211087	Property & Liability Insurance	<u>2,600</u>	<u>2,369</u>	<u>2,500</u>

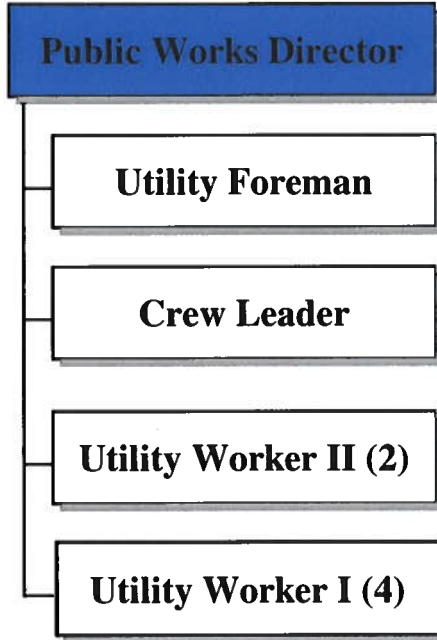
Total Other Charges: **\$15,550** **\$15,983** **\$18,850**

Capital Expense

211090	Capital	<u>\$25,000</u>	<u>\$14,599</u>	<u>\$20,000</u>
--------	---------	-----------------	-----------------	-----------------

Total Capital Expense: **\$25,000** **\$14,599** **\$20,000**

Finance Office Total: **\$553,390** **\$570,635** **\$576,870**



This department is responsible for the City's infrastructure pertaining to the delivery of water service to all customers as well as maintaining a safe, sanitary sewer collection system. All employees in this department read meters monthly, make new connections and complete work orders. In addition to these duties, the department also maintains the City's fire hydrants.

ANNUAL BUDGET

Department
Utility Maintenance

Fund
Water & Sewer

Dept. No.
02-210

Account Number	Classification	Budgeted 2019-2020	Actual 2019-2020	Proposed 2020-2021
<i>Personnel Services</i>				
221010	Salaries	\$551,750	\$512,313	\$552,500
221011	Overtime	50,000	18,152	40,000
221014	Uniforms	6,000	3,979	6,000
221015	Health Insurance	83,790	80,945	108,870
221016	W/C & Unemployment Insurance	12,500	10,892	12,500
221017	Life & LTD Insurance	3,200	2,003	3,250
221018	TMRS Retirement	64,200	56,467	63,250
221019	Social Security	<u>46,100</u>	<u>38,111</u>	<u>45,000</u>
	<i>Total Personnel Services:</i>	<u>\$817,540</u>	<u>\$722,862</u>	<u>\$831,370</u>
<i>Supplies</i>				
221020	Supplies	\$36,000	\$46,012	\$45,000
221021	Chemicals	5,000	1,515	5,000
221026	Fuel & Oil	<u>32,000</u>	<u>15,075</u>	<u>20,000</u>
	<i>Total Supplies:</i>	<u>\$73,000</u>	<u>\$62,602</u>	<u>\$70,000</u>
<i>Maintenance</i>				
221030	Maintenance - Equipment	35,000	29,717	30,000
221031	Maintenance - System	225,000	368,455	275,000
221033	Maintenance - Building	5,500	11,520	10,000
	<i>Total Maintenance:</i>	<u>\$265,500</u>	<u>\$409,693</u>	<u>\$315,000</u>
<i>Utilities</i>				
221040	Natural Gas	\$3,900	\$1,468	\$3,000
221041	Electricity	6,500	4,648	5,500
221045	Telephone	<u>6,000</u>	<u>5,529</u>	<u>6,000</u>
	<i>Total Utilities:</i>	<u>\$16,400</u>	<u>\$11,645</u>	<u>\$14,500</u>

ANNUAL BUDGET

Department Fund Dept. No.
 Utility Maintenance Water & Sewer 02-210
 (Cont.)

Account Number	Classification	Budgeted 2019-2020	Actual 2019-2020	Proposed 2020-2021
-------------------	----------------	-----------------------	---------------------	-----------------------

Other Charges

221080	Dues & Registration	\$8,000	\$6,346	\$8,000
221082	Travel Expense	8,500	4,845	8,000
221086	Lease Equipment	30,125	30,125	30,125
221087	Property & Liability Insurance	8,100	<u>7,460</u>	<u>7,600</u>
Total Other Charges:		<u>\$54,725</u>	<u>\$48,776</u>	<u>\$53,725</u>

Capital Expense

221090	Capital - Equipment	\$352,421	\$166,281	\$110,500
Total Capital Expense:		<u>\$352,421</u>	<u>\$166,281</u>	<u>\$110,500</u>

Utility Maintenance Total: **\$1,579,586** **\$1,421,859** **\$1,395,095**

**Chief Water Production
Operator**

**Water Production
Operator (2)**

The Water Production Department is responsible for providing safe, potable water to all City of Hereford customers. This includes providing water for adequate fire protection. This Department also maintains all water wells, pump stations and water storage facilities. Water samples are taken monthly and reports to State agencies and the City of Hereford are prepared.

ANNUAL BUDGET

Department
Water Production

Fund
Water & Sewer

Dept. No.
02-310

Account Number	Classification	Budgeted 2019-2020	Actual 2019-2020	Proposed 2020-2021
-------------------	----------------	-----------------------	---------------------	-----------------------

Personnel Services

231010	Salaries	\$134,250	\$132,116	\$144,750
231011	Overtime	37,000	37,581	37,000
231014	Uniforms	1,200	1,118	1,200
231015	Health Insurance	26,460	24,738	34,380
231016	W/C & Unemployment Insurance	3,500	2,981	3,500
231017	Life & LTD Insurance	825	475	850
231018	TMRS Retirement	18,300	18,052	19,500
231019	Social Security	<u>13,200</u>	<u>12,982</u>	<u>13,800</u>

Total Personnel Services: **\$234,735** **\$230,043** **\$254,980**

Supplies

231020	Supplies	\$7,000	\$8,599	\$6,500
231021	Chemicals	20,000	21,357	20,000
231026	Fuel & Oil	<u>16,000</u>	<u>13,474</u>	<u>15,000</u>

Total Supplies: **\$43,000** **\$43,430** **\$41,500**

Maintenance

231030	Maintenance - Equipment	<u>\$200,000</u>	<u>\$244,540</u>	<u>\$250,000</u>
--------	-------------------------	------------------	------------------	------------------

Total Maintenance: **\$200,000** **\$244,540** **\$250,000**

Utilities

231040	Natural Gas	\$3,600	\$3,202	\$3,750
231041	Electricity	525,000	554,344	525,000
231045	Telephone	<u>2,500</u>	<u>1,783</u>	<u>2,000</u>

Total Utilities: **\$531,100** **\$559,330** **\$530,750**

ANNUAL BUDGET

Department
Water Production
(Cont.)

Fund
Water & Sewer

Dept. No.
02-310

Account Number	Classification	Budgeted 2019-2020	Actual 2019-2020	Proposed 2020-2021
----------------	----------------	--------------------	------------------	--------------------

Other Charges

231080	Dues & Registration	\$1,200	\$1,175	\$1,500
231082	Travel Expense	125	960	1,000
231085	Water Purchases	45,000	33,665	45,000
231087	Property & Liability Insurance	20,100	18,619	18,750
231088	Laboratory Expense	7,250	32,484	20,000
231089	Permits & Fees	<u>15,000</u>	<u>12,863</u>	<u>20,000</u>

Total Other Charges: **\$88,675** **\$99,764** **\$106,250**

Capital Expense

231090	Capital	<u>\$31,500</u>	<u>\$0</u>	<u>\$32,000</u>
--------	---------	-----------------	------------	-----------------

Total Capital Expense: **\$31,500** **\$0** **\$32,000**

Water Production Total: **\$1,129,010** **\$1,177,107** **\$1,215,480**

**Chief Wastewater Plant
Operator**

**Wastewater Plant
Operator**

This department is responsible for the treatment of wastewater, including maintenance of the plant and pump stations.

ANNUAL BUDGET

Department
Wastewater

Fund
Water & Sewer

Dept. No.
02-410

Account Number	Classification	Budgeted 2019-2020	Actual 2019-2020	Proposed 2020-2021
<i>Personnel Services</i>				
241010	Salaries	\$107,000	\$116,487	\$110,250
241011	Overtime	20,000	16,563	18,000
241014	Uniforms	900	640	800
241015	Health Insurance	17,640	16,530	22,920
241016	W/C & Unemployment Insurance	2,300	1,797	2,300
241017	Life & LTD Insurance	625	494	650
241018	TMRS Retirement	13,200	14,150	13,750
241019	Social Security	<u>9,450</u>	<u>10,178</u>	<u>9,750</u>
	<i>Total Personnel Services:</i>	<u>\$171,115</u>	<u>\$176,840</u>	<u>\$178,420</u>
<i>Supplies</i>				
241020	Supplies	\$5,000	\$3,797	\$5,000
241021	Chemicals	5,000	1,185	5,000
241026	Fuel & Oil	<u>6,000</u>	<u>3,671</u>	<u>5,000</u>
	<i>Total Supplies:</i>	<u>\$16,000</u>	<u>\$8,653</u>	<u>\$15,000</u>
<i>Maintenance</i>				
241030	Maintenance - Equipment	\$20,000	\$27,243	\$22,000
241031	Maintenance - City Farm	<u>20,000</u>	<u>18,930</u>	<u>20,000</u>
	<i>Total Maintenance:</i>	<u>\$40,000</u>	<u>\$46,172</u>	<u>\$42,000</u>
<i>Utilities</i>				
241040	Natural Gas	\$3,000	\$2,232	\$3,000
241041	Electricity	60,000	52,504	60,000
241045	Telephone	<u>1,500</u>	<u>1,145</u>	<u>1,500</u>
	<i>Total Utilities:</i>	<u>\$64,500</u>	<u>\$55,881</u>	<u>\$64,500</u>

ANNUAL BUDGET

Department
Wastewater
(Cont.)

Fund
Water & Sewer Fund

Dept. No.
02-410

Account Number	Classification	Budgeted 2019-2020	Actual 2019-2020	Proposed 2020-2021
----------------	----------------	--------------------	------------------	--------------------

Other Charges

241050	Property Tax-Farm	\$7,250	\$4,241	\$5,000
241080	Dues & Registration	1,200	750	1,200
241082	Travel Expense	900	348	1,000
241087	Property & Liability Insurance	1,500	1,341	1,500
241088	Laboratory expense	3,500	1,785	3,500
241089	Permits & Fees	<u>1,900</u>	<u>1,250</u>	<u>2,000</u>

Total Other Charges: **\$16,250** **\$9,714** **\$14,200**

Capital Expense

241090	Capital	<u>\$35,000</u>	<u>\$31,316</u>	<u>\$23,000</u>
--------	---------	-----------------	-----------------	-----------------

Total Capital Expense: **\$35,000** **\$31,316** **\$23,000**

Wastewater Total: **\$342,865** **\$328,577** **\$337,120**

**Water & Sewer
Non-Departmental**

This account includes a number of expenses and payments that are not specific to an individual function/department. Items in this account include expenses for bonds and transfers out to General Fund.

ANNUAL BUDGET

Department
Non-Departmental

Fund
Water & Sewer Fund

Dept. No.
02-910

Account Number	Classification	Budgeted 2019-2020	Actual 2019-2020	Proposed 2020-2021
----------------	----------------	--------------------	------------------	--------------------

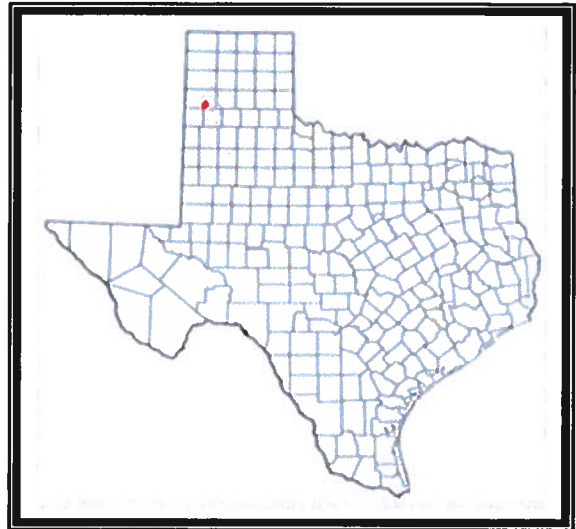
Non-Departmental Expenses

291055	Bond Retirement	\$581,000	\$372,625	\$550,000
291056	Interest on Bonds	127,442	0	307,646
291057	Bond Pay Agent	2,500	0	5,000
291079	Operating Transfers Out	<u>2,062,202</u>	<u>5,550,000</u>	<u>2,067,640</u>

Total Non-Departmental: \$2,773,144 \$5,922,625 \$2,930,286



HEREFORD
Economic Development Corporation



Small-Town Living with Big-City Benefits

Hereford is dedicated to maintaining a high quality of life to complement its growing business sector. Many factors come together to make Hereford such a desirable place to live, work, play, and raise a family. Residents enjoy a low cost of living, low crime rates, exemplary schools, quality healthcare, a moderate climate, and friendly neighbors with a strong sense of community pride. Hereford was recently ranked as the #4 Best Place to Live in Texas (Movoto).

Hereford Texas is the Ideal Location for Expansion, Relocation, and Startup

Located in the heart of the western Texas Panhandle, Hereford has proven to be a high-value, low-cost place to do business. Local companies benefit from a unique blend of the affordability and flexibility of a rural area, along with many amenities typically found only in larger cities. With its convenient accessibility, highly productive workforce, favorable operating costs, aggressive incentives, and vibrant quality of life, Hereford provides a fertile environment for businesses to grow and prosper.

Sitting at the crossroads of major shipping routes that stretch in every direction, Hereford provides easy access to markets, customers, and suppliers. Whether by highway, rail, or air, Hereford's transportation infrastructure facilitates fast, efficient flow of raw materials and finished goods across North America and the world.

- * Strategic logistical location nearly equidistant from the East and West coasts.
- * Proximity to metropolitan areas in Amarillo (50 miles) and Lubbock (90 miles).
- * Transected by major highway arteries US 385 & US 60. Within minutes of I-27 & I-40.
- * Situated on the BNSF main East-West rail line with daily switching & piggyback service.
- * Home to municipal airport with 6,100-foot runway to accommodate corporate jets.

Low-Cost Environment

Hereford's low operating costs and favorable tax structure make the community one of the most cost-effective locations to do business in the nation. On all levels, Hereford presents significant cost savings in taxes, labor, utilities and real estate, enabling companies to minimize expenses and maximize profitability. Attractive state level policies, such as no income tax and limited regulation, further enhance our business environment. Texas is consistently rated the #1 Best State for Business.

Wade Hawkins Executive Director

Hereford Economic
Development Corporation

P.O. Box 1266

Hereford, TX 79045

Phone: 806.364.0613

Fax: 806.364.3342

Website • www.herefordedc.com

The purpose of the Hereford Economic Development Corporation is to promote, assist, and enhance economic development. The business and affairs of the Corporation are conducted under authority of the Board of Directors, who are appointed by the Mayor of the City of Hereford with the advice and consent of the City Commission of the City of Hereford, and subject to applicable limitations imposed by the Texas Non-Profit Corporation Act, the Texas Business Corporation Act, and their Articles of Incorporation and By-Laws. The Board selects an Executive Director to oversee all administrative functions of the Corporation.

ANNUAL BUDGET

Department
H.E.D.C.

Fund
H.E.D.C.

Dept. No.
08-100

Account Number	Classification	Budgeted 2019-2020	Actual 2019-2020	Proposed 2020-2021
----------------	----------------	--------------------	------------------	--------------------

Revenues

101101	Tax Revenue	\$825,000	\$890,863	\$850,000
101116	Interest	<u>70,000</u>	<u>71,714</u>	<u>20,000</u>

H.E.D.C. Total Revenues: **\$895,000** **\$962,577** **\$870,000**

ANNUAL BUDGET

Department
H.E.D.C.
(Cont.)

Fund
H.E.D.C.

Dept. No.
08-100

Account Number	Classification	Budgeted 2019-2020	Actual 2019-2020	Proposed 2020-2021
<i>Personnel Services</i>				
210010	Salaries	\$70,500	\$69,018	\$72,750
210013	Auto Allowance	6,000	6,000	6,000
210015	Health Insurance	8,820	8,715	11,460
210016	W/C & Unemp Insurance	300	294	300
210017	Life & LTD Insurance	450	445	450
210018	TMRS Retirement	9,100	7,981	9,250
210019	Social Security	<u>6,550</u>	<u>5,369</u>	<u>6,550</u>
	<i>Total Personnel Services:</i>	<u>\$101,720</u>	<u>\$97,821</u>	<u>\$106,760</u>
<i>Supplies & Services</i>				
210020	Supplies	\$4,000	\$3,762	\$4,500
210041	Contracted Services	<u>19,800</u>	<u>19,800</u>	<u>4,950</u>
	<i>Total Supplies & Services:</i>	<u>\$23,800</u>	<u>\$23,562</u>	<u>\$9,450</u>
<i>Maintenance</i>				
210033	Building Maintenance	\$0	\$0	\$0
	<i>Total Maintenance:</i>	<u>\$0</u>	<u>\$0</u>	<u>\$0</u>
<i>Utilities</i>				
210045	Telephone	<u>\$3,000</u>	<u>\$2,158</u>	<u>\$2,500</u>
	<i>Total Utilities:</i>	<u>\$3,000</u>	<u>\$2,158</u>	<u>\$2,500</u>
<i>Other Charges</i>				
210050	Legal Services	\$7,000	\$11,313	\$10,000
210080	Training	6,000	8,994	7,500
210082	Travel	5,000	1,702	5,000
210083	Advertising	5,000	0	5,000
210087	Property & Liability Insurance	<u>1,500</u>	<u>1,340</u>	<u>1,500</u>
	<i>Total Other Charges:</i>	<u>\$24,500</u>	<u>\$23,348</u>	<u>\$29,000</u>

ANNUAL BUDGET

Department
H.E.D.C.
(Cont.)

Fund
H.E.D.C.

Dept. No.
08-100

Account Number	Classification	Budgeted 2019-2020	Actual 2019-2020	Proposed 2020-2021
----------------	----------------	--------------------	------------------	--------------------

Capital Expense

210090	Capital	<u>\$1,000</u>	<u>\$0</u>	<u>\$1,000</u>
--------	---------	----------------	------------	----------------

<i>Total Capital Expense:</i>		<u>\$1,000</u>	<u>\$0</u>	<u>\$1,000</u>
--------------------------------------	--	-----------------------	-------------------	-----------------------

Economic Development Expense

210091	Business Development	\$730,980	\$371,196	\$711,290
--------	----------------------	-----------	-----------	-----------

210092	Leadership Hereford	<u>10,000</u>	<u>10,000</u>	<u>10,000</u>
--------	---------------------	---------------	---------------	---------------

<i>Total Economic Development Expense:</i>		<u>\$740,980</u>	<u>\$381,196</u>	<u>\$721,290</u>
---	--	-------------------------	-------------------------	-------------------------

H.E.D.C. Total:		<u>\$895,000</u>	<u>\$528,086</u>	<u>\$870,000</u>
------------------------	--	-------------------------	-------------------------	-------------------------

2019-2020 PERSONNEL SCHEDULE

Administration

1 Mayor
6 Commissioners
1/2 City Manager
1/2 City Secretary
1 Receptionist

2

Building & Zoning

1 Chief Building Official
1 Code Division Assistant
1 Clerk

3

Food Safety

1 Food Safety Inspector

1

Municipal Court

1 Judge
1 Clerk

2

Fire

1 Marshal
1 Maintenance Mechanic

2

Health Department

1 Landfill Attendant

1

Parks

1 Superintendent
1 Maintenance Worker I
2 Maintenance Worker II
1 Crew Leader I
1 Crew Leader II
1 Custodian
1 Civic Center Director

8

Aquatic Center

1 Manager
1 Cashier/Lead Lifeguard

2
10 *Part-Time Lifeguards*

Golf Course

1 Golf Professional
1 Assistant Golf Pro
1 Grounds Superintendent
1 Pro Shop Clerk
1 Mechanic II
1 Maintenance Worker I
1 Maintenance Worker II

7

HEDC

1 Executive Director

1

Police Department

1 Chief
1 Captain
2 Lieutenant
5 Sergeant
5 Corporal
14 Patrol Officer
1 Public Safety Dispatcher/ Supervisor
1 Secretary/Clerk
4 Public Safety Dispatcher

34
4 *Crossing Guards*

Animal Control

2 Animal Control Officer

2

Streets

1 Superintendent
1 Foreman
2 Heavy Equipment Operator
1 Drivers II
1 Mechanic II
1 Sweeper Operator
1 Brush Truck Driver
2 Maintenance Worker I
1 Maintenance Worker II
1 Driver III

12

Airport

1 Airport Manager
1 Airport Attendant

2

Finance

1/2 City Secretary
1 Asst. City Manager/Finance Manager
3 Customer Service Representatives

4.5

Utility Maintenance

1/2 City Manager
1 Public Works Director
1 Utility Foreman
1 Crew Leader
4 Utility Worker I
2 Utility Worker II

9.5

Water Production

1 Chief Operator
2 Operator

3

Wastewater Treatment

1 Chief Operator
1 Operator

2